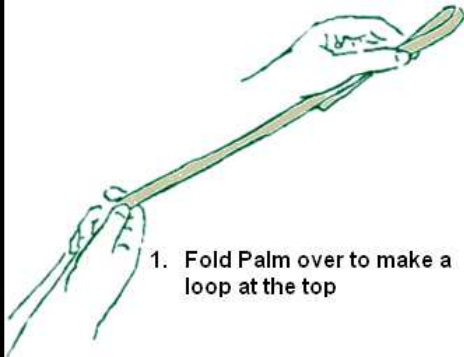





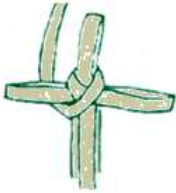
MAKE A CROSS FROM A BLESSED PALM



1. Fold Palm over to make a loop at the top



4. Bring end around the back of folds to form the cross




7. Bend strand under the left side of cross, then up.



10. Cross strand over the front, and then down, as shown.




2. Fold the long end to create another loop



5. Wrap palm around cross




8. Cross strand over the front and down to the right



11. Turn Palm Cross over and tuck in the end of strand to finish.




3. Bend and crease palm at 90 degree angle



6. Bend strand around and down



9. Now under the right side of cross, and then up.



12. Trim end and stray fibers as needed.